

StudentVue App

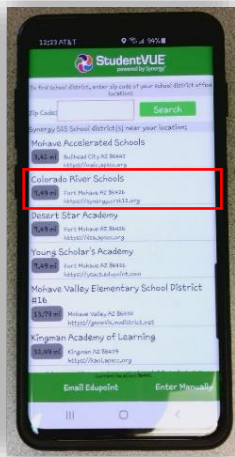
1. Download the **StudentVue** app from the App Store or Play Store



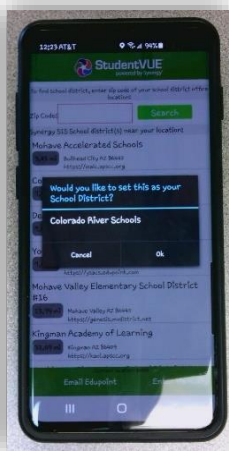
2. Open the App and **swipe left** to connect to the district's server.



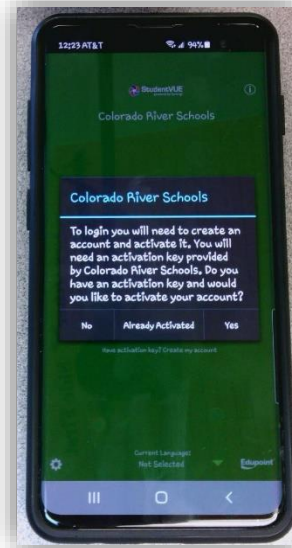
3. Find **Colorado River Schools** and click



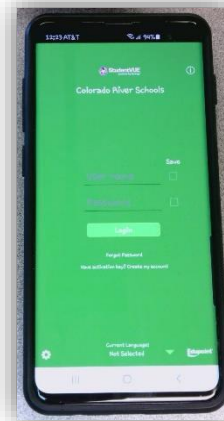
4. Tap **Ok** to make it your School District



5. Tap **Already Activated**



6. Type your **Username** and **Password**
Username is email without @crsk12.org



7. You should now be in the app.

